

# Chapter 6

# Other PMs



## PM Educational Toys



The PM characters are an important part of the **PM Guided Reading** series, as they allow students to encounter new ideas with a familiar friend. The **PM Educational Toys** take this a step further, and allow students to 'meet' and interact with their favourite characters from the books, while learning to recognise new words and concepts. The **PM Educational Toys** packs have multiple educational benefits, including developing oral literacy and vocabulary, role play and dramatisation, and modelled and shared reading.

The toys and puppets allow students to engage in role play and improve their oral literacy, while the lap books offer new stories with favourite characters, and the postcards allow children to practise their emerging writing skills. All three of these competencies, reading, writing and oral literacy, are important for students developing their overall literacy and communication skills. The **PM Educational Toys** packs offer different ways for students to develop all three skills, with the guidance of their teacher through the *Teacher's Ideas Books*.

## Components

### Lap books and Cut-outs

The lap books are large picture books designed to be read aloud by a teacher in a shared reading session. The four lap books each feature a beloved PM character, and include the following titles: *I Spy with My Little Eye* (Baby Bear), *Kitty Cat is Clever* (Kitty Cat), *The Bike Ride* (Little Ted), and *Fire at the Race Track* (Toytown Fire Engine). The cut-outs are large cardboard models featuring the four key characters from these stories, designed to be displayed in the classroom. The educational benefits of these components include modelled and shared reading, vocabulary development, modelled concepts about print, and introduction to characters that students will meet in guided reading.

### Toys

The **PM Educational Toys** feature four key characters from the *PM Guided Reading* series: Baby Bear, Kitty Cat, Little Ted, and the Toytown Fire Engine. The educational benefits of these toys include oral literacy, role play and vocational development.

### Hand Puppets

The **PM Educational Toys** puppets are hand puppets that can be used by teachers to aid student engagement. The puppets include favourite PM characters Baby Bear, Kitty Cat, Little Teddy and the Toytown Fire Engine. The educational benefits of the puppets include role play, dramatisation and vocabulary development.

### Postcards

Each **PM Educational Toys** pack includes a set of postcards featuring one of the favourite PM characters in scenes from classic **PM Guided Reading** stories. These postcards can be used for classroom writing activities, and encouraging students to write about their experiences. The educational benefits of the postcards include pre-writing and writing activities.

### Teacher's Ideas Books

The *Teacher's Ideas Books* offer support to teachers using the **PM Educational Toys** products in the classroom. In the books, teachers can find ideas and blackline master activities to use with each component of the **PM Educational Toys** packs.

## PM Alphabet Starters and Blends

### About PM Alphabet Starters and Blends

The **PM Alphabet Starters and Blends** series build phonemic awareness and knowledge of letter-sound relationships. These books assist teachers in extending their students' understanding of the alphabet, from A to Z, and the sounds the letters represent. The new editions of the *Alphabet Starters and Blends* include modern designs, and new photographs and illustrations that clearly illustrate the letter or blend.



## Components

### Alphabet Starters – a to z

The **PM Alphabet Starters** books introduce students to the alphabet letter by letter. Each book contains five or seven PM vocabulary words. The words are supported by clear photographs and together these two elements build understanding. When these words are spoken aloud, students become conscious of the impact of both the initial sound and the initial letter, and learn to associate them. These books help students build phonemic awareness and a knowledge of letter-sound relationships. Rhyming verses on the back cover also help to increase phonemic awareness. The **PM Alphabet Starters** are introduced step by step, and it is recommended that the vowel books are introduced last because vowels are difficult for beginners. Two pronunciations for each vowel are included, to offer a flexible approach in learning to read.



### Blends – bl to wh

The **PM Alphabet Blends** are an extension of the **PM Alphabet Starters**. Studying the blends helps children to recognise the beginning of most words successfully. Each book demonstrates five words, along with illustrations and photos, to help children absorb each diagraph and blend.

**PM Alphabet Blends** work well when they are linked with other PM stories that a student may be reading. For example, the book *br* links with **PM Yellow** title *Brave Father Mouse*, which uses the words brave and bread. Children who are confident about word onsets are well-equipped for learning to read with **PM Guided Reading** stories.

### PM Alphabet Big Book

The **PM Alphabet Big Book** is a large-format book for teachers to use in shared reading sessions. It features bright, full-colour photographs designed to trigger responses to each word. Letters and key words used in the book are set in large bold type, to cater to beginner readers. Teachers can use this resource to introduce students to the alphabet and key words, in a supportive group setting.



# PM Sounds in Words – Phonemic Awareness and Phonics

The **PM Sounds in Words** series explores phonological awareness in the meaningful context of the PM stories. Students can use these books to learn the sounds of regular letter patterns that are found in PM high-frequency and interest words. Teachers can help students learn to hear, say, read and write the sounds. Learning features include embossed letters for children to ‘feel’ the words, elongated words that students are encouraged to pronounce slowly, and coloured letters within words to represent the sound within the word.



## Components

### Little Books

There are four sets of ten *Little Books*, each set covering a different learning area. The four sets cover short vowels, long vowels, additional vowels and final consonants. The books are designed for teachers to use in guided reading groups with children, to focus on hearing, saying, reading and talking about the sounds in words. The *Little Books* can also be used for independent reading to reinforce students’ learning.

### Big Books with IWB Software

The *Big Books* and interactive whiteboard software resources help teachers to reinforce and extend what has been learnt with the *Little Books*. Focus sounds are repeated and then shown within a sentence from a PM book, allowing the children to learn about sounds within a meaningful context.

The audio CD allows children to hear the focus sound while they are reading it. These books feature familiar characters, and use words within a sentence from familiar PM storybooks. IWB features include animation for each word to highlight the focus sound, the word and the elongated version, and the word in a sentence. The software also includes audio for each animation step, an introduction by the leading PM consultant and author Annette Smith, and a video showing teachers how to use the series in the classroom.

### Teacher Resources

*Teacher Resources* are available on the Cengage website for teachers to download and use in conjunction with the **PM Sounds in Words** program.

The *Teacher Resources* complement the four sets of the **PM Sounds in Words** series and help teachers to maximise the benefits of the series for their students. The *Teaching Notes* give a thorough explanation of the features of each of the three components in each **PM Sounds in Words** set: the *Little Books*, *Big Books* and *IWB Software*. Each set also includes assessments and activity sheets for students.



**Assessment Tasks – Set 1**  
Short vowels a, e, i, o, u

Tasks 1 and 2: Hear and say these words:

cat c-a-t		bed b-e-d		six s-i-x	
box b-o-x		sun s-u-n			

Task 3: Read these words:

van    jet    ship    cot    duck

Task 4: Write these words: hat, leg, bin, not, mud.

Set 1  
Activity 1

Name: \_\_\_\_\_ Date: \_\_\_\_\_

cat mat bat hat

The \_\_\_\_\_ is by the door.

A mouse is not as big as a \_\_\_\_\_.

Jack hit the ball with a \_\_\_\_\_.

	b	
c		f
	m	
s		t
	w	

# PM Writing English Language Reference Book

The **PM Writing English Language Reference Book** has been written for students from upper primary through to secondary school. It is a valuable companion to the **PM Writing Series**, but can also be used as an independent resource. All the major components of grammar, punctuation, vocabulary, text types and commonly confused words are clearly and comprehensively explained in this book. Each of the five chapters of the **PM Writing English Language Reference Book** has been colour-coded for quick and easy access to information.

## Contents

The **PM Writing English Language Reference Book** is divided into five chapters, which cover the major learning areas of writing in English, including:

### ■ Grammar

This section introduces word types, such as nouns and verbs, and also the sequencing of words, like the way they are put together in clauses and sentences. It also covers types of sentences and types of language, such as persuasive language, and different ways of formatting text, like paragraphs.

### ■ Punctuation

From commas and apostrophes to brackets and bullet points, this section addresses all the punctuation marks we use to divide information into meaningful parts.

### ■ Text Types


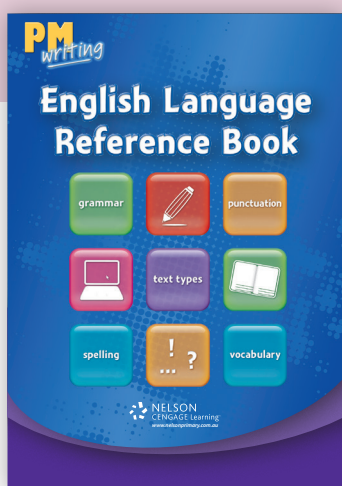
This section explains the major text types identified in the **PMs**. These include: Recount, Description, Information Report, Narrative, Procedure, Exposition, Explanation, Discussion, Response and Poetry.

### ■ Spelling and Vocabulary

Students are introduced to spelling conventions, ways of sounding out a word, plurals, compound words, synonyms and antonyms, and useful tools such as thesauruses and spell check.

### ■ Word Lists

These word lists offer support for students to extend their vocabulary. The Alternative Vocabulary Word List offers synonyms for commonly used adjectives, verbs and adverbs, like a mini thesaurus. The Commonly Misused Words List helps explain to students the different meanings behind commonly confused words, such as affect and effect. The Homophones Word List helps students to understand the different meanings and reinforce the different spellings of common homophones such as allowed and aloud.





### Putting handwriting back into literacy

The purpose of the **PM Handwriting** series is to provide students with a resource that helps them to develop a legible, fluent and automatic handwriting style, based on specific state handwriting styles. These resources also help to reinforce students' literacy learning (including text, grammar and word knowledge) while they are developing an understanding of the handwriting process.

**PM Handwriting** incorporates key PM features such as high-frequency words, and also familiar characters, themes, topics, and text types. The series builds on the wide recognition of the PM characters and stories, to introduce this new skill to students.

Books at the lower levels include familiar characters from the PM storybooks, such as Little Teddy, the Toytown vehicles and the dinosaurs (such as Arky the Archaeopteryx). The books have a clean and uncluttered design, making them accessible for students learning letters and sounds for the first time. Each page includes illustrations of familiar characters that are phonetically related to the letter being practised, which help to engage students with the activities. These illustrations can also be coloured in, which adds an extra activity to engage students.



### How PM Handwriting works?

The **PM Handwriting** series includes books for all levels of primary school, from Foundation to Year 6. The books incorporate reading, tracing, tracking and copying activities to help students learn the basic alphabet shapes, and then progress to developing a cursive writing style. The Foundation and Year 6 levels help students to master the letter shapes of the *Beginner's Alphabet*. From Year 2 onwards, students learn different join types, which enables them to develop cursive writing.

The books use pattern clusters to give students practice in tracking a shape, so they can learn correct formation and directional flow before letters are introduced. Students use a large tracking model of the lower case letter with a starting dot and directional arrows, to learn its shape and sequence of strokes. Shaded head, body and tail characters are used to indicate letter placement within the lines. Students can then use these skills to practise tracing lower case letters on a baseline, and within PM high-frequency words.

#### The main learning features of PM Handwriting include:

- large-format model letters and join formations with supporting starting dots and arrows
- regular track, trace and copy opportunities
- regular pattern practice
- artwork which links phonologically to the focus letter
- use of high-frequency and common-interest words
- frequent opportunities for students to self-assess
- opportunities for students to take handwriting practice beyond the book, through digital resources provided for purposeful writing activities.

## PM Maths: Numeracy and Literacy

Many children struggle with mathematics because they are unable to read or understand the words in which simple maths concepts are introduced. The **PM Maths** series is designed specifically to target this problem. This series develops mathematical concepts through a literacy-based resource. The series presents essential mathematical concepts and introduces students to problem-solving situations using easy-to-understand PM vocabulary that students are already familiar with. **PM Maths** also extends learning through class, group, paired and individual activities presented in the books.



## Components

### Books

These books cover concepts from four strands of mathematics: Number, Shape & Space, Measurement, and Data. There are 48 student books in total, and these are divided into four packs, with 12 books in each. Stage A pack contains Magenta and Red levels 2–5 books, Stage B pack contains Yellow and Blue levels 6–9, Stage C pack contains Blue and Green levels 10–14, and Stage D pack contains Orange and Turquoise levels 15–18. These packs help support the sequential development of concepts across all mathematical strands.

### Teachers' Guides

The supportive *Teachers' Guides* include a variety of ideas for class lessons and individual tasks, to assist teachers in using the series in the classroom, across all the strands of mathematics. These guides are available for Foundation to Year 6.

#### Teachers' Guides include:

- an instructional page of notes for each title
- ideas for shared class lessons, group and individual work, and independent or paired reading
- assessment resources such as in-class tests and assessment task cards
- opportunities for home reinforcement with blackline masters,

### Software

The **PM Maths** series is complemented by software that offers interactive versions of each of the 12 books in the Stage A pack. The software offers highly interactive, colourful activities suitable for a variety of learning situations. It can be used on interactive whiteboards or data projectors to model and introduce concepts with the whole class or small groups. It can also be used on a PC for individual, pair or small group learning.

